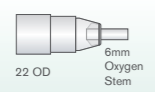
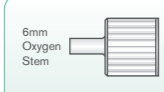
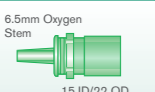
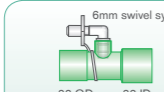


Oxygen Connectors & Adaptors

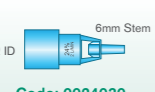
 6mm Oxygen Stem
 22 OD
Code: 19686000


 6mm Oxygen Stem
 22 ID
Code: 15686000


 6.5mm Oxygen Stem
 15 ID/22 OD
Code: 19746000


 6mm swivel system
 22 OD 22 ID
Code: 19636000


Venturi Valves


 6mm Stem
 22 ID
Code: 0024030


 6mm Stem
 22 ID
Code: 0028030

 6mm Stem
 22 ID
Code: 0031030


 6mm Stem
 22 ID
Code: 0035030


 6mm Stem
 22 ID
Code: 0040030


 6mm Stem
 22 ID
Code: 0060030


 6mm Stem
 22 ID
Code: 0070030


Elastomeric Connectors


 For 6-9mm Spigot
 15 ID
Code: 17026000

 For 9-11mm Spigot
 15 ID
Code: 17036000


 For 22mm lipped or non ISO connectors
 22 ID
Code: 17046000


 For 22mm lipped or non ISO connectors
 22 ID
Code: 17066000

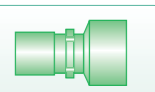
 For 22mm lipped or non ISO connectors
 22 ID
Code: 17056000

 For 22mm lipped or non ISO connectors
 22 ID 15 ID
Code: 17016000

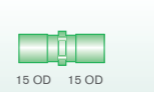
Scavenging Connectors


 22 OD 19 OD
Code: 19756000


 22 OD 30 OD
Code: 19706000

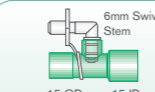
 22 OD 30 ID
Code: 19716000


15mm Straight Connectors


 15 OD 15 OD
Code: 19456000


 15 OD 15 ID
Code: 19466000


 7.6mm Port
 15 OD 15 ID
Code: 19476000


 6mm Swivel Stem
 15 OD 15 ID
Code: 1948030

 15 ID 15 ID
Code: 19496000


 15 OD 22 OD
Code: 19436000

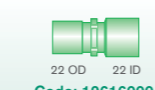
 15 OD 22 ID
Code: 19626000

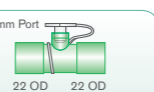
 15 ID 22 ID
Code: 19796000

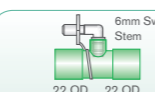
 Luer Port and Cap
 15 OD 15 ID
Code: 2712030

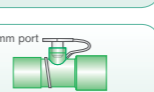
22mm Straight Connectors


 22 OD 22 OD
Code: 19606000


 22 OD 22 ID
Code: 19616000


 7.6mm Port
 22 OD 22 OD
Code: 19666000


 6mm Swivel Stem
 22 OD 22 OD
Code: 19656000


 7.6mm port
 22 OD 22 ID
Code: 19646000

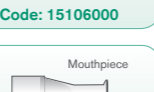
 22 OD 22 OD/15 ID
Code: 19696000


 22 ID 22 ID
Code: 19676000


 22 ID Notch feature
Code: 19786000

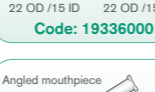
 Mouthpiece
 22 OD 22 OD
Code: 15106000

 Mouthpiece
 22 OD
Code: 1930030

 Mouthpiece
 22 ID
Code: 1931030

 22 OD/15 ID 22 OD/15 ID
Code: 19336000

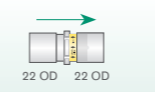
 Angled mouthpiece
 15 OD
Code: 1937000

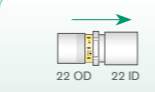
 Angled mouthpiece
 22 OD/15 ID
Code: 1938000

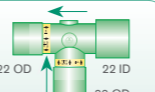
Size Selection Chart

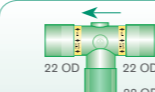


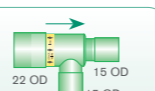
Directional Valves

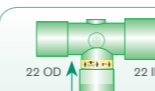
 22 OD 22 OD
Code: 19506000

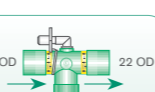
 22 OD 22 ID
Code: 19516000


 22 OD 22 OD
Code: 19536000

 22 OD 22 OD/15 ID
Code: 19546000

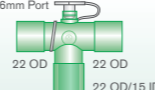
 22 OD 15 OD
Code: 19556000


 22 OD 22 ID
Code: 19526000

 22 OD 22 OD/15 ID
Code: 19586000

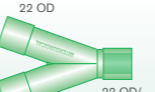
 22 OD
Code: 19206000

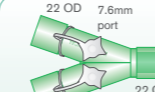
Tracheostomy T-Pieces


 7.6mm Port
 22 OD 22 OD/15 ID
Code: 19846000


 22 OD 22 OD
 22 OD 22 OD/15 ID
Code: 19806000

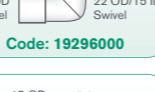
Y-Pieces


 22 OD 22 OD
Code: 19006000


 22 OD 7.6mm port
 22 OD 22 OD/15 ID
Code: 19016000

 22 OD Swivel Luer Lock Port
 22 OD Swivel 22 OD/15 ID Swivel
Code: 19296000

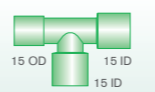
 15 OD 15 OD
Code: 19026000


 15 OD 7.6mm ports
 15 OD 22 OD/15 ID
Code: 19036000

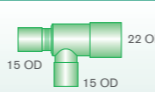
 22 OD 7.6mm ports
 22 OD 22 OD/15 ID
Code: 19276000


 22 OD
Code: 19266000

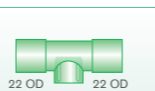
T-Pieces

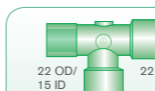
 15 OD 15 ID
Code: 18026000

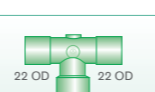
 15 OD 15 ID
Code: 18006000


 15 OD 22 OD
Code: 19886000


 15 OD 22 OD
Code: 19896000


 22 OD 22 OD
Code: 19596000


 22 OD/15 ID 22 ID
Code: 19836000

 22 OD 22 OD
Code: 19816000


 22 OD 22 ID
Code: 19856000

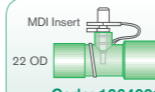
 22 OD 22 ID
Code: 19876000


 22 OD/15 ID 22 ID
Code: 19866000

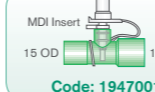
 22 OD 22 ID
Code: 19826000

MDI Connectors


 MDI Insert
 22 OD 22 OD
Code: 1966001


 MDI Insert
 22 OD 22 ID
Code: 1964001


 MDI Insert
 15 OD 15 ID
Code: 1947003


 MDI Insert
 15 OD 15 ID
Code: 1947001

Tube Management Clip System

 Tube management clips
Code: 2316030

 Tube clips
 22mm Notch feature
Code: 2316030

 Tube clips
 22mm Notch feature
Code: 2316030

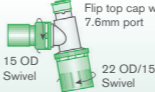
 22 ID Notch feature
Code: 19786000





800-828-9633
 www.intersurgical.com

Affix Business Card Here

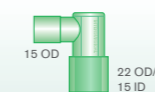
Swivel Elbows


 Flip top cap with 7.6mm port
 15 OD Swivel 22 OD/15 ID Swivel
Code: 1998030

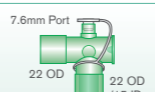
 15 OD Swivel 22 OD/15 ID Swivel
Code: 1994030

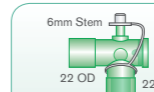
 Double Flip top cap with seal
 15 OD Swivel 22 OD/15 ID Swivel
Code: 1996030

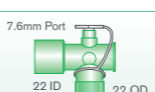
Fixed Elbows

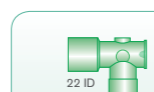
 15 OD 22 OD/15 ID
Code: 1997030


 Flip top cap with 7.6mm port
 15 OD 22 OD/15 ID
Code: 1993030


 7.6mm Port
 22 OD 22 OD/15 ID
Code: 19956000

 6mm Stem
 22 OD 22 OD/15 ID
Code: 19906000


 7.6mm Port
 22 ID 22 OD/15 ID
Code: 18936000


 22 ID 22 OD
Code: 19926000


 6mm Stem
 22 ID 22 OD
Code: 19916000

 7.6mm Port
 22 ID 22 ID
Code: 18916000

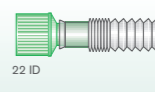
Monitoring Connectors


 Luer Port & Cap
 15 OD 22 OD/15 ID
Code: 2714030

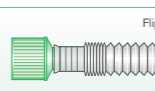
 Female Luer Fitting
Code: 27106000

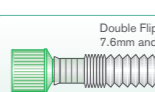
 Luer Port & Cap
 15 OD 22 OD/15 ID
Code: 2713030

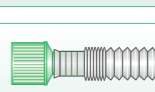
Superset Tube Catheter Mounts


 22 ID 22 OD/15 ID
Code: 3504031(S*)


 22 ID 22 OD/15 ID
Code: 3502030

 Flip top cap with 7.6mm port
 22 ID Swivel 22 OD/15 ID
Code: 3509031


 Double Flip top cap with seal. Covers 7.6mm and 9.5mm applications
 22 ID Swivel 22 OD/15 ID
Code: 3503031

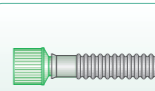
 22 ID Swivel 22 OD/15 ID
Code: 3512031

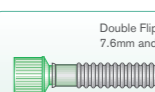
 Luer port and cap
 22 ID Swivel 22 OD/15 ID
Code: 3514031

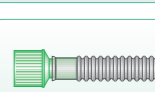
 22 ID 15 ID
Code: 91236000


Flexible Tube Catheter Mounts

 7.6mm Port
 15 OD 15 ID
Code: 35326000

 22 ID 22 OD/15 ID
Code: 3511031

 Double Flip top cap with seal. Covers 7.6mm and 9.5mm applications
 22 ID Swivel 22 OD/15 ID
Code: 3507031

 22 ID Swivel 22 OD/15 ID swivel
Code: 3506031

 Flip top cap with 7.6mm port
 22 ID Swivel 22 OD/15 ID swivel
Code: 3510031

(S*) sterile Connectors and accessories_US • Issue 4 01.15