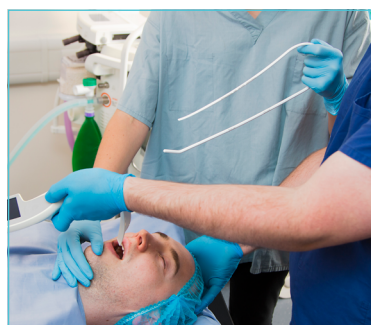





# Universal Stylet Bougie **USB™**

A hybrid stylet and bougie



**Airway Management** ▪ Airway Accessories



## Introducing the Universal Stylet Bougie (USB™)

### A hybrid stylet and bougie in one simple to use device

The Universal Stylet Bougie, or USB, represents a significant advance in the design and development of tracheal introducers (bougies) and stylets.

Traditionally, the design requirements of stylets and bougies have always been considered incompatible. A stylet requires sufficient rigidity to allow the tracheal tube to be manipulated to and maintained at a variety of angles, whereas a bougie needs to be flexible enough to allow positive tracheal ring feedback while incorporating specific memory characteristics to allow correct placement.

The unique design of the USB incorporates two metal inserts with different and distinct properties either side of a more flexible middle section. The USB can easily be manipulated to a variety of angles when used as a stylet, yet has the flexibility when used as a bougie to provide a significantly enhanced level of tracheal ring feedback.

In addition, the hexagonal shape provides less contact with the inner surface of the tracheal tube, providing particularly easy insertion and removal.

## Key features

### Low friction hexagonal shape

for optimal insertion and removal



### Device information

confirmation of size, diameter and other key product details



### Flattened (non-patient) end

allows the user to insert the end of the USB back into the connector of the tracheal tube to retain product position

### Coudé tip

to optimize insertion. Atraumatic to reduce the potential for trauma

### optiLube™

a sachet of lubricant is included in each pack to facilitate optimal insertion and removal



### Metal inserts and mechanical amplification

the polka dots indicate the sections with a metal insert, which allow manipulation of the USB to the desired angle, and in combination with the flexible middle section, provide enhanced tracheal ring feedback

### Length markings

confirmation of length at 35, 20 and 12cm from the tip of the patient end of the device for correct positioning



## Key benefits

### The USB offers a number of key advantages over traditional bougies and stylets

**Hybrid bougie and stylet** — the unique design of the USB means the device can be used as a stylet or as a bougie.

**Easier insertion and removal** — the unique hexagonal shape of the USB provides less contact and interference with the tracheal tube ensuring the device can be easily inserted and removed. The hexagonal shape also provides optimal grip and eliminates the potential for rolling.

**Easier storage** — the folded design and smaller footprint of the USB makes it easier and more convenient to store than traditional stylets and bougies. It also ensures orientation of the device is always clear.

**Improved tracheal ring detection** — when there is a restricted laryngeal view, it is not always possible to visually determine whether a bougie has been correctly placed into the trachea. In such circumstances, immediate feedback as to whether placement has been successful can be obtained by determining whether the tracheal rings can be felt as the bougie is moved backwards and forwards. This is the same for the USB, except its unique design, incorporating a flexible section positioned between two inserts with different metallic properties, provides an enhanced level of amplification and tracheal ring detection not usually seen with traditional bougies.



Due to its unique design, the USB™ can be used in a variety of ways as both a bougie and a stylet

As a stylet:



Straight to cuff




Curved

As a bougie:



As a standard bougie



The USB retained in its original shape, can be used as a standard bougie. The user can insert the device while still in this shape to retain directionality, then railroad the tube over the USB once correctly positioned.



The Tracheal Tube can be pre-loaded over the USB so the tip of the tube is located at the point where the second metal section begins (identified by the polka dots). The proximal end is then folded back over into the Tracheal Tube so the tube does not move accidentally. Once the bougie has been correctly positioned, the Tracheal Tube is railroaded over the USB as normal.

## Using the USB™

### Ideal for both pre-hospital and in-hospital use

The USB can be used in the pre-hospital as well as the in-hospital environment. In the pre-hospital setting, the folded design and smaller pack makes it easy to store in emergency vehicles and rescue backpacks or kits without any compromise to the integrity or shape of the device. The hybrid bougie and stylet design also eliminates the need to carry separate devices of each type, while retaining both clinical options.



### Using the USB as a stylet

- The hexagonal shape provides less contact with the Tracheal Tube and it is therefore easier to remove the USB from the Tracheal Tube once correct placement has been achieved.
- The flexible section between two metal inserts makes the overall device less rigid than many stylets, reducing the potential for trauma.



Using the USB as a stylet

### Using the USB as a bougie


- Increases amplification, providing superior tactile ring feedback and detection
- Hexagonal shape and folded design provides continuous confirmation of product orientation
- The proximal end of the USB can be folded into the Tracheal Tube to prevent accidental movement until the point where the Tracheal Tube is to be railroaded over the USB.
- It can be used in a variety of configurations, allowing flexibility in use and the possibility to use the device without the need for an assistant.



Using the USB as a bougie

### Adjusting the USB to the desired angle

The USB has two metal inserts which can be bent to create the desired angle. The polka dots indicate where the metal inserts are located.



Code	Description	Qty.
8090015	Universal Stylet Bougie with optiLube™	60

[Make an inquiry](#)

[Find out more](#)

[Watch the video](#)